



Laureate Park ES

Media Center Collection Development Plan
2023-24

Suzanne Workum
Principal

Judith Furio
Judith Furio
Certified Educational Media Specialist

Table of Contents

Table of Contents	2
Executive Summary	3
District Strategic Plan 2025	3
School Collection Development Plan	3
School Assessment Analysis	4
Collection Analysis	5
Collection Analysis by Category	6
Notes	6
Representation Analysis	7
Results	7
Strategic Focus	8
Budget and Purchasing Plan	9
Annual Budget 2023-2024	9
Purchasing Plan 2023-2024	9
Year-to-Year Collection Change	10

Executive Summary

District Strategic Plan 2025

Orange County Public Schools is the eighth-largest school district in the United States and the fourth largest in Florida. The district serves more than 206,000 students at 202 schools and is one of the largest employers in Central Florida with more than 25,000 team members.

Vision: To ensure every student has a promising and successful future.

Mission: With the support of families and the community, we create enriching and diverse pathways to lead our students to success.

School Collection Development Plan

Laureate Park ES serves 1160 students enrolled in grades Kindergarten through fifth. The student population's ethnicity is 42% Hispanic and 58% Non-Hispanic students. Additionally, we serve a diverse population made up of 73% White, 7% Black, 0% Native, 12% Asian, 1% Pacific, and 7% Multicultural students.

The administration includes Principal Suzanne Workum and Assistant Principal Kathy Ramsey. Laureate Park ES is proud to offer the many special programs which provide students with opportunities. These include Recycling Club, Arts and Drama Club, Gifted Program, Safety Patrol, Chess Club, NEWS Crew and Sunshine State Young Readers Award program.

A thorough analysis of the current media center collection at Laureate Park ES indicates that the average age of the collection is 2014 and the number of books per student is 10. The [American Association for School Libraries](#) has established a criteria for highly effective media centers that includes a ratio of 15-20 books available per student in the collection.

At this time, Laureate Park ES does not meet the recommended standards for the number of books per student.

The analysis of the collection also revealed the following areas of strengths and concerns:

- Based on the reading scores, more books should be purchased on *lower/higher* reading levels.
- Assessments have changed from last year to this year.
- In addition to the physical media center collection, the district provides 2,437 titles for our students.
- This collection contains many of the titles suggested by the DOE list and the new B.E.S.T. Standards suggested readings.
- The average publication date of 2014 is acceptable but needs to be improved.
- Even though I focused on Hispanic and Asian books last year, I still need to focus on those areas.
- I also need to focus on newer versions of technology/computer books.

School Assessment Analysis

The school analysis provides an overview of the school's assessment data for the previous two school years.

Proficiency Data							
Assessment	2021-22	Assessment	2022-23	Assessment	2021-22	Assessment	2022-23
		Star Early Literacy Proficiency	79%				
		Star Reading Proficiency	80%				
						Star Math Proficiency	81%
FSA ELA Grade 3	81%	FAST ELA Proficiency Grade 3	72%	FSA Math Grade 3	84%	FAST Math Proficiency Grade 3	70%
FSA ELA Grade 4	88%	FAST ELA Proficiency Grade 4	80%	FSA Math Grade 4	91%	FAST Math Proficiency Grade 4	80%
FSA ELA Grade 5	74%	FAST ELA Proficiency Grade 5	85%	FSA Math Grade 5	68%	FAST Math Proficiency Grade 5	82%
NGSSS Sci 5 EOC	71%	NGSSS Sci 5 EOC	85%				

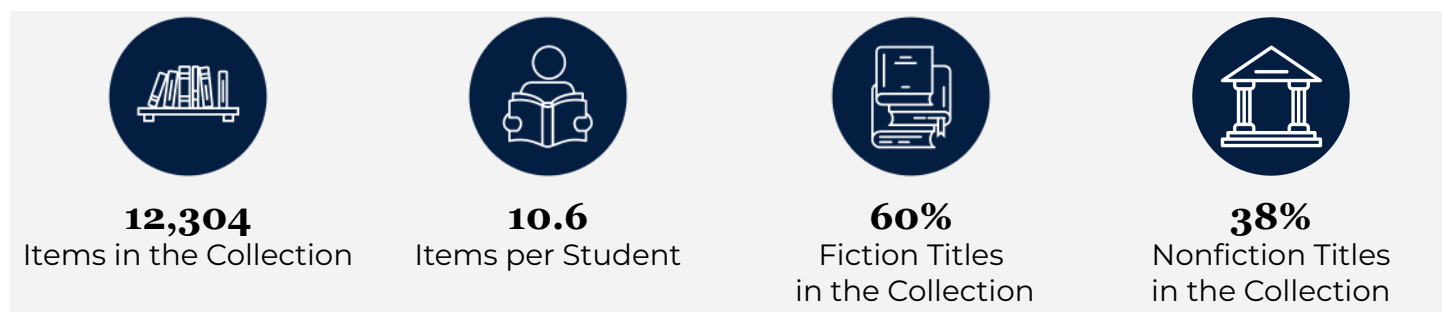
Comparison between 2021-22 and 2022-23 Testing Data

(adapted from <https://www.fldoe.org/accountability/assessments/k-12-student-assessment/results/2023.stml>)

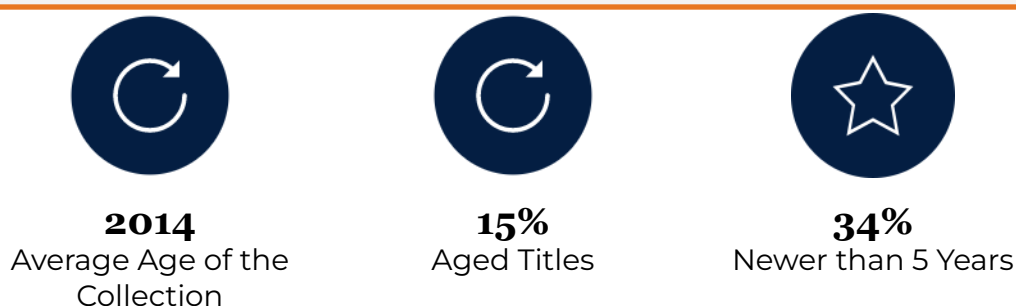
In 2023, the state transitioned from Florida Standards Assessments (FSA) to Florida Assessment of Student Thinking (FAST) for English Language Arts (ELA) and Mathematics. The 2022-23 for FAST and Benchmarks for Excellent Student Thinking (B.E.S.T.) End-of-Course (EOC) assessments are based on **provisional** achievement level cuts that are linked to each assessment's respective 2021-22 reporting scale. Comparisons should not be made between the 2023 data and previous years' data. The implementation of FAST K-2 in the 2022-23 school year was the first administration of statewide assessments for students in grades K-2. These assessments include Star Early Literacy Proficiency, Star Reading Proficiency, and Star Math Proficiency.

Collection Analysis

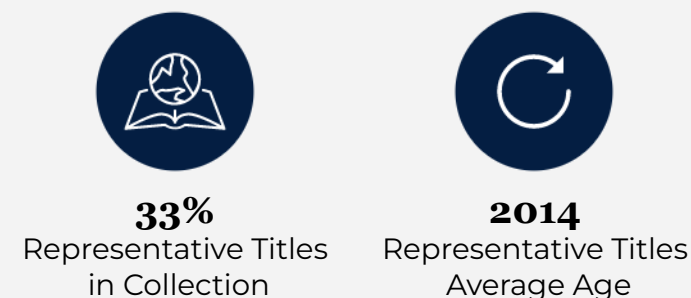
The collection is developed for and influenced by students, their interests, academic needs and alignment to the curriculum. The data below is a snapshot of the collection based on a Titlewise Analysis from July 2023. Purchasing or weeding after that time is not reflected in this data.



Library media resources are curated to include both recently published works and classics that both rightfully impact the average age of the collection.



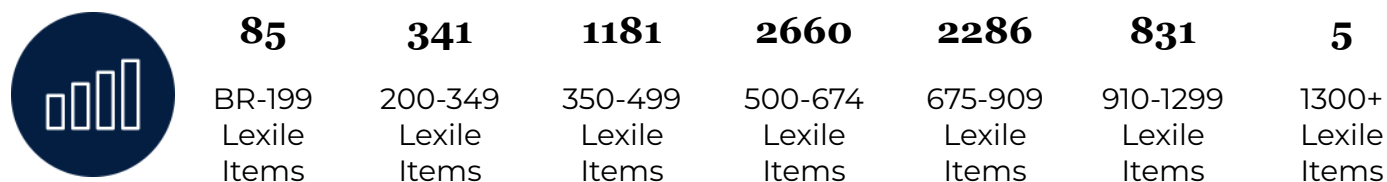
Library media resources should be representative of the school. A commitment to representative literature is reflective of **OCPS values such as equity, inclusion, and respect.**



Social-Emotional Learning (SEL) library media resources can contribute to the **development of character and social-emotional skills**, one of the OCPS's key performance indicators.



Library media resources are distributed across the **Lexile reading level ranges** noted below.



Collection Analysis by Category

The information collected in this section provides a detailed look at the current library collection by classification and genre. The information was gathered from Follett Destiny, the library management system, and Titlewave, the vendor's ordering and analysis tool.

Section	# of Titles	Average Age
Computer Science, Information & General Works	77	2017
Philosophy & Psychology	58	2018
Religion	27	2017
Social Sciences	509	2014
Language	274	2011
Science	1071	2016
Technology	571	2017
Arts & Recreation	303	2017
Literature	43	2013
History & Geography	468	2016
Biography	343	2016
Easy	1881	2013
General Fiction	3439	2014
Graphic Novels	634	2018

Notes

- In addition to the physical media center collection, the district provides 2,437 titles for our students.
- The average publication date of 2014 is acceptable but needs to be improved.
- Fiction vs. Nonfiction
 - There are 3,000+ eBooks, audiobooks & digital magazines available in Sora.
- I need to purchase more books so that the book to student ratio is higher.

- I need to work on weeding my collection even though it is a newer collection but when weeding I need to leave some of the books that we have several of the same title because my students like to check out the same title and have their own book clubs.

Representation Analysis

Enrollment & Demographic Data					
1160 2023-24 Student Enrollment as of September 7, 2023	Subgroups		Federal Ethnicity		
	18% ELL	7% ESE	42% Hispanic	58% Non-Hispanic	
Federal Race Category					
73% White	7% Black	0% Native	12% Asian	1% Pacific	7% Multicultural

To deepen focus on strategic collection development, specific sections of the collection were analyzed in detail to determine whether the media center collection reflects and represents various points of view and experiences. The goal is to provide a balanced collection that can be both a mirror, to reflect a reader's experience, and a window, so readers can experience different viewpoints.

Results

Based on the available school data of Laureate Park ES in comparison to Collection Analysis results, it was found that:

Student Representation	% of Students	Total # of Titles	Total % of Titles	Avg. Age of Titles
Hispanic	42%	282	2.2%	2015
Black	7%	474	3.8%	2016
Asian	12%	209	1.6%	2017
Pacific	1%			
White	73%			

Strategic Focus

This page lists the priorities for selection and weeding for each school year and includes the action, updates, and outcomes. This is subject to change due to funding and time constraints.

School Year	Strategic Focus
2023-2024	Selection Priorities <ul style="list-style-type: none">• Priority 1 - Update Nonfiction section• Priority 2 Increase Hispanic/Latin X biography and Hispanic character books• Priority 3 Add lower level fiction and nonfiction books (0.1-1.0)
	Weeding Priorities <ul style="list-style-type: none">• Elementary: E = Easy/Everybody• Reference and 100s/200s/300s<ul style="list-style-type: none">◦ Best practice for reference• Elementary: Address any other prefixes that fall outside of the OCPS standard prefixes (see April 2023)
2024-2025	Selection Priorities <ul style="list-style-type: none">• Complete any unfinished areas of focus• 800s/900s• Purchase more multicultural/holiday books
	Weeding Priorities <ul style="list-style-type: none">• 500's• 600's,700's• 800's.900's

Budget and Purchasing Plan

This page outlines the current budget available and specifically lists the priorities for this school year (2023-2024).

Annual Budget 2023-2024

State Funds	
Source	Amount
State (1001111000)	\$8,866.87
Internal Accounts	
Source	Amount
Book Fair Profits	\$10,000.00
Library Fines	\$300.00
Grants or Donations/PTA	\$5000.00
TOTAL	\$24,166.87

Purchasing Plan 2023-2024

Approximate Purchasing Plan	
Purpose	Amount
Purchase books	10,000.00
AR parties	2,000.00
Prizes - bookmarks, books, etc	1,000.00
Subscriptions such as Sora, Flocabulary, etc.	6,000.00
TOTAL	19,000.00

Year-to-Year Collection Change





The information below represents the year-to-year change within the library media center collection from the 2022-23 to 2023-24 school year. The 2022-23 data is based on a collection analysis from June 2022, while the 2023-24 is based on a collection analysis from July 2023.

Data Reflection

- Even though many books were purchased last year in the Hispanic/Asian category, it still needs work.
 - Purchases of new books will focus on Hispanic/Asian students and Hispanic/Asian heritage.
- I need to do more weeding in all the areas of the collection.
- I need to weed and purchase more technology/computer books that are up to date.
- I will work on purchasing more low/high level books.

2022-23 Purchased and Weeded Materials

Materials Added to the Collection	917	Materials Weeded from the Collection	18
-----------------------------------	-----	--------------------------------------	----

Category	2022-23	2023-24
 Items in the Collection	8939	12,304
 Items per Student	9	10
 Average Age of Collection	2014	2014
 Representative Titles in the Collection	32%	33%